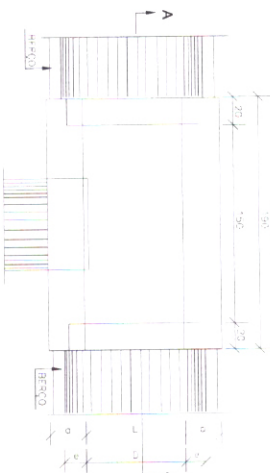
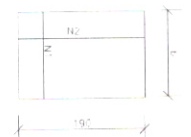


CAIXAS DE LIGAÇÃO E PASSAGEM - CLP


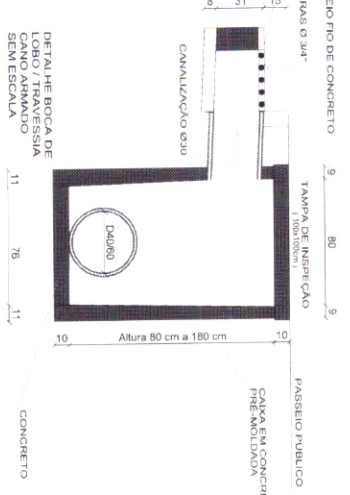
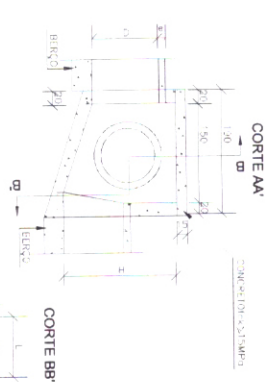
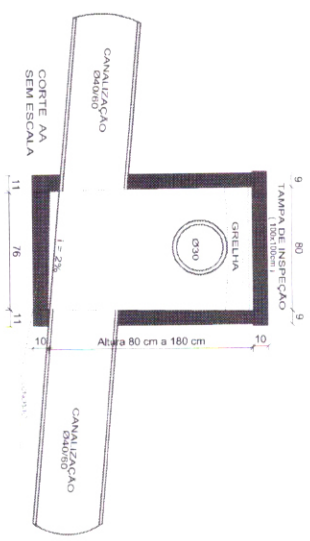
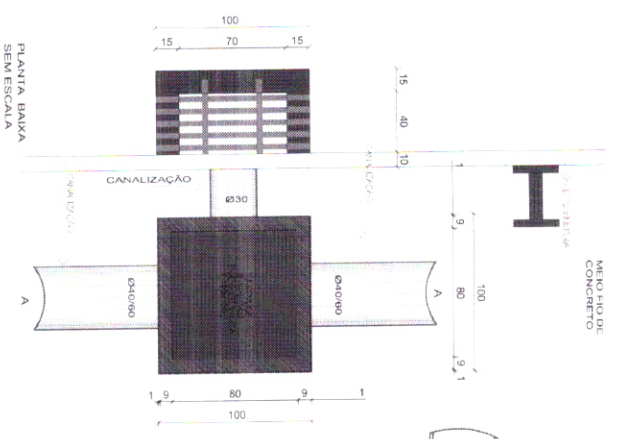
PLANTA



TAMPA DA CAIXA



DETALHAMENTO BOCAS DE LOBO
400/600mm CAIXA DE CONCRETO



TUBO	ÁREA DE CORT. m²	ÁREA DE ATENO. m² POR METRO DE TUBO	ÁREA DE BARRA m² POR METRO DE TUBO	ÁREA DE MANTA POR METRO TUBO
400	1,37	1,09	0,128	2,01
600	2,16	1,61	0,142	2,77

APPROVO

SEADPLAN - Setor de Engenharia
 PREF. MUN. MARQUES DE SOUZA
 Edson Diel Lopes
 Eng. Civil - CREA/RS N° 45.951-D.

Data: 11 / 01 / 2024



DETALHAMENTOS

SAMIR MARCOS BATISTI
 ENGENHEIRO CIVIL - CADENB 2435

51.3705.1212 - (051)9196.2435
 samir@samirmarcosbatisti.com.br
 www.samirmarcosbatisti.com.br

MUNICÍPIO DE MARQUES DE SOUZA

FABIO ALEX

MERTZ-70772720

SAMIR MARCOS
 BATISTI/2785993004
 Eng. Samir Marcos Batisti
 CREA. RS. 104.081-D

PRANCHAS
 DET-2

TABELA DE ARMADURAS DA TAMPA

V	QUMT.	N1			N2			QUMT. ARMADURAS
		DM	COVEM	Esp. (cm)	DM	COVEM	Esp. (cm)	
40	1	6,3	92	72	8	4,0	152	1,9
60	1	6,3	95	72	8	4,0	182	1,9
60	11	6,3	125	72	8	4,0	182	1,9
100	14	6,3	145	72	8	4,0	182	1,9
120	17	6,3	165	72	8	4,0	182	1,9
140	17	6,3	195	72	8	4,0	182	1,9

DIMENSÕES E QUANTIDADES APROXIMADAS PARA UMA UNIDADE

Códigos	Larg. (m)				Alt. (m)				QUMT. ARMADURAS
	a	b	c	d	e	f	g	h	
CLP01	40	60	20	100	80	80	4,1	1,93	4,1
CLP02	40	60	20	100	80	80	4,1	1,93	4,1
CLP03	80	80	20	110	100	100	15,7	1,96	1,96
CLP04	100	100	20	110	100	100	22,5	1,96	1,96
CLP05	120	120	20	110	100	100	21,85	1,96	1,96
CLP06	140	140	20	110	100	100	22,72	1,96	1,96
CLP07	40	60	20	100	80	100	14,4	4,1	1,90
CLP08	60	60	20	100	80	100	14,4	4,1	1,90
CLP09	80	80	20	110	100	100	18,4	6,0	2,70
CLP10	100	100	20	110	100	100	21,5	6,0	2,90
CLP11	120	120	20	110	100	100	21,80	11,6	3,50
CLP12	140	140	20	110	100	100	21,80	11,6	3,50
CLP13	160	160	20	110	100	100	21,80	11,6	3,50
CLP14	40	60	20	100	80	180	18,4	4,1	1,90
CLP15	60	60	20	100	80	180	18,4	4,1	1,90
CLP16	80	80	20	110	100	180	21,5	6,0	2,90
CLP17	100	100	20	110	100	180	21,80	11,6	3,50
CLP18	120	120	20	110	100	180	21,80	11,6	3,50
CLP19	140	140	20	110	100	180	21,80	11,6	3,50